



SUPER MARKET MANAGEMENT SYSTEM


Presented By ...



Abstract



- ❑ The Project Supermarket Management System deals with the automation of supermarket. It includes both sales and purchase of items.
- ❑ The project Supermarket Management System is developed with the objective of making the system reliable, easier, fast, and more informative.
- ❑ In the manual System, there are number of inefficiencies that a salesperson faces. Large records-books have to be maintained where relevant and irrelevant information has to be stored which is very untidy and clumsy process. But our System reduces paper works.



Modules

- ❑ Admin Settings
- ❑ Manage Stores
- ❑ Accounts




Admin Settings



What do we do?

- Administrator Allocates Each Unique User name and Password For The Employees.
- Setting User Permission.
- Setting The Company Name.





Stores

Here We Have Two Main Process...

- ❑ Master Settings
- ❑ Stores Activities






Master Settings

In Master Settings we Can set The following Attributes.

- Unit
- Category
- Supplier
- Item
- Tax Items



Stores Activities



- ❑ Purchase Order
- ❑ GIRN
- ❑ Invoice
- ❑ Billing





Accounts

In Accounts Section We Can View the All the Detailed Reports. They are.....

- ❑ Sales(Item,Date,Counter..)
- ❑ Day close(Calculation Of Current Day Sales)
- ❑ Purchase (Item,Date,Counter..)



Interface





Welcome : admin

Retail Management System

Date :19/03/2013
18:07:31

User Permission

[User Permission]

Group Name: Admin Select All User Name: admin Module Name: Admin

FunctionName	Allow View	Allow Add	Allow Edit	Allow Delete
Access Permission	<input checked="" type="checkbox"/>	<input checked="" type="checkbox"/>	<input checked="" type="checkbox"/>	<input checked="" type="checkbox"/>
User	<input checked="" type="checkbox"/>	<input checked="" type="checkbox"/>	<input checked="" type="checkbox"/>	<input checked="" type="checkbox"/>
Company Master	<input checked="" type="checkbox"/>	<input checked="" type="checkbox"/>	<input checked="" type="checkbox"/>	<input checked="" type="checkbox"/>
UserGroup	<input checked="" type="checkbox"/>	<input checked="" type="checkbox"/>	<input checked="" type="checkbox"/>	<input checked="" type="checkbox"/>

Update

Refresh



Retail Management System



ADMIN SETTING SALES MANAGE STORES REPORTS Excel HOME MY ACCOUNT LOGOUT

Welcome : admin

Retail Management System

Date :19/03/2013
16:27:40

SalesBill

[SalesBill]

Date From Date To

Bill No	SalDate	Bill Amt	Service Tax	Sales Tax	Total
36	09/02/2013	90.00	9.09	0.99	100.00
35	09/02/2013	1890.00	190.89	20.79	2102.00
34	31/01/2013	720.00	72.72	7.92	801.00
33	31/01/2013	2850.00	287.85	31.35	3169.00
32	31/01/2013	360.00	36.36	3.96	400.00
31	30/01/2013	400.00	40.40	4.40	445.00
30	30/01/2013	500.00	50.50	5.50	556.00
29	30/01/2013	40.00	4.04	0.44	44.00
28	30/01/2013	2500.00	252.50	27.50	2780.00
27	31/12/2012	684.00	69.08	7.52	761.00
26	31/12/2012	120.00	12.12	1.32	133.00
25	31/12/2012	576.00	58.17	6.33	641.00
24	31/12/2012	26.00	2.63	0.28	29.00



Retail Management System



ADMIN SETTING SALES MANAGE STORES REPORTS Excel HOME MY ACCOUNT LOGOUT

Welcome : admin

Retail Management System

Date :19/03/2013
16:29:40

Stock Level

[Stock Level]

Export to Excel

Update to Database

Insert to Database

SNo.	Bar Code	Item Name	SalesRate
1	456456456	Pepsi 200 ml	15.00
2	254254254	MFR oil 200 ml	50.00
3	856652456	Surf	30.00
4	865524522	Rusnaa	11.00
5	854568975	Gold Winner 1ltr	100.00
6	23432233333	Lux 50g	90.00
7	15151516	Cutting RM machine	400.00
8	3434	MLM	70.00
9	34343434	KKS	80.00



Retail Management System



ADMIN SETTING SALES MANAGE STORES REPORTS Excel HOME MY ACCOUNT LOGOUT

Welcome : admin

Retail Management System

Date :19/03/2013
16:20:49

List

New

[Purchase Order Entry]

Fields marked with an * Asterisk are mandatory

* PO Number

* PO Date
[dd/mm/yyyy]

* Supplier Name

* Item Name	* Qty	Unit Rate	Total Amount	Action
<input type="text" value="--Select--"/>	<input type="text"/>	<input type="text"/>	<input type="text"/>	<input type="button" value="Add"/>

Total Amount

Remarks



Retail Management System



ADMIN SETTING SALES MANAGE STORES REPORTS Excel HOME MY ACCOUNT LOGOUT

Welcome : admin

Retail Management System

Date :19/03/2013
16:16:55

OpenBal


[Opening Balance]

Date

Amount

ID	Date	Amount
1	16/12/2012	2000
2	20/12/2012	250
3	21/12/2012	1
4	24/12/2012	100
5	26/12/2012	500
6	27/12/2012	100
7	28/12/2012	200
8	29/12/2012	12
9	31/12/2012	100
10	11/01/2013	100

12



THANK YOU..!